



Spritzgiessautomaten


Innovative into the Future – BOY Injectioneering



Video BOY XS E




Injection moulding machine **BOY XS E**



Unter der Schutzhaube integrierte Anguss- und Entnahmepicker



Kompaktes Entnahmehandling mit Teileabtransport auf der Maschinenrückseite



Injection unit that is height-adjustable by 25 mm (optional) for a decentralised gating

- Maximum performance in the smallest area
- Designed for continuous industrial operation
- More precise, most economical, extremely compact
- **Intuitively** operable and precise ALPHA 6 control
- Selectable **two-platen configurations**
- **Injection unit** that is **height-adjustable** by 25 mm (Option) guarantees a **decentral** gating
- Maximum energy efficiency
- Easily adaptable to automated processes and interface options for Industry 4.0

The **BOY XS E** is the successor model to the highly successful BOY XS. The differences to the predecessor model are the very **energy-efficient servo pump drive**, the **ALPHA 6** control with its revised design and the significantly improved accessibility of the machine components.


The **cantilevered two-platen clamping unit** of the BOY XS E with diagonal configuration of the tie bars makes the plasticising unit, the mould space and the ejector easily accessible and facilitates the integration of automation equipment. A special mould holder for **micro moulds** of many well-known standard mould manufacturers is optionally available for the BOY XS E.

With a clamping force of 100 kN on a floor space of 0.87 m²,

the BOY XS E offers a wide range of applications in the **micro and sprueless small part injection moulding** with innovative and proven technologies.

The BOY XS E is not equipped as common with this size injection moulding machines with a plunger type injection but with a reciprocating plasticizing screw with diameters from 8 to 18 mm working after the „first in first

out“ principal and with a specific injection pressures up to 3128 bar. The intelligent design is ideally suited for the requirements of micro injection moulding.

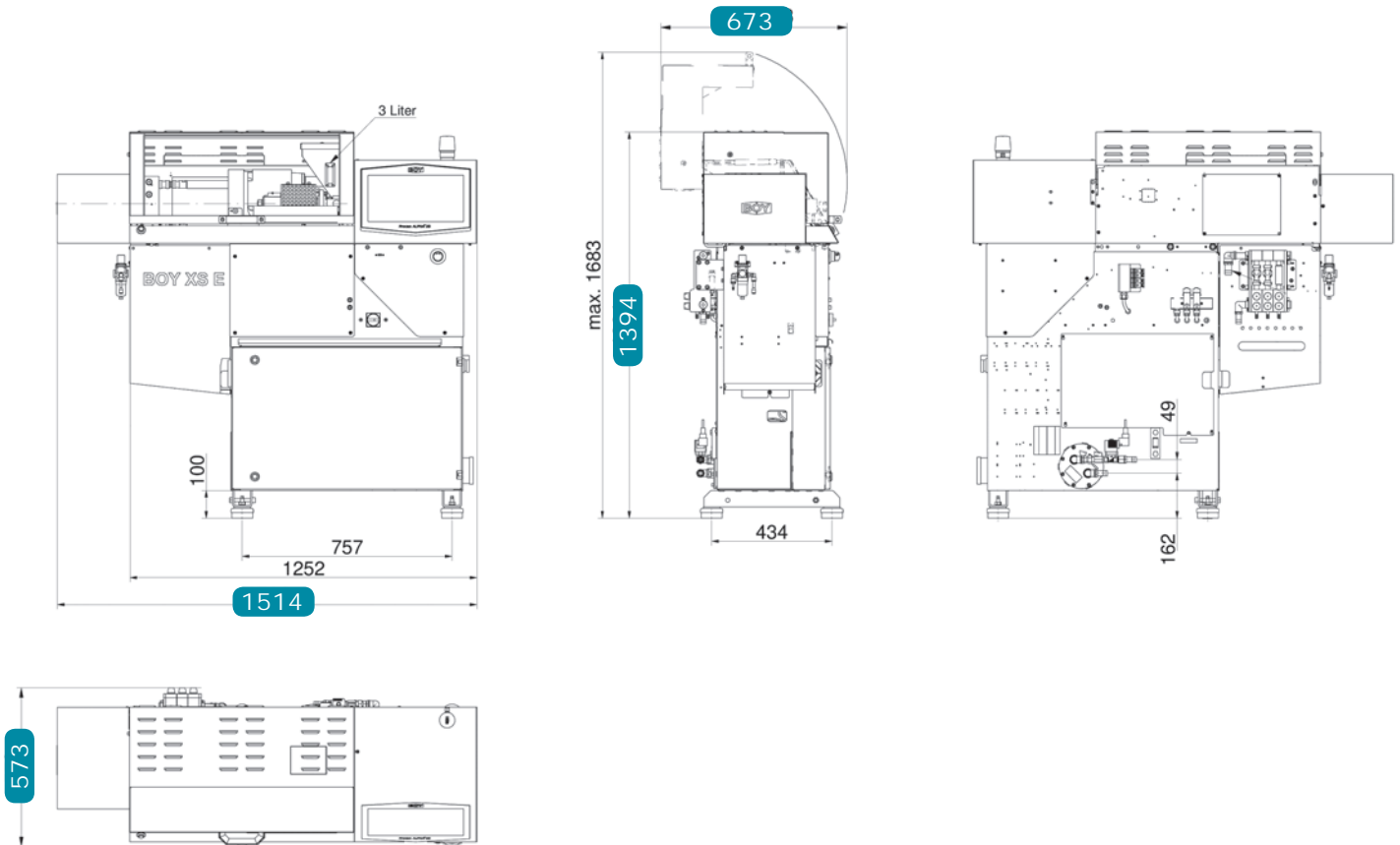


The smallest injection unit of the BOY XS E with screw diameter of 8 mm assures shortest residence times – a great advantage for considerate processing of temperature-sensitive materials. The highly demanding production process with the 8 mm screw - which must always be considered in detail from application to application - requires the attention / compliance of the process-relevant injection moulding parameters.

Not only the screen format of the intuitive ALPHA 6 control has been changed to 16:9, but the more modern visualisation with new symbols and added functions ensure an absolute precision and repeatability with **easy operability**.



- 1 The machine design features the best ergonomics and efficient operation.
- 2 The ejector chute (optional), open on three sides, guarantees optimum removal of the moulded parts.
- 3 Easy handling and flexibility with regard to additional equipment due to the cantilevered clamping system.
- 4 Optimale Steuerungstechnik mit intuitivem Bedienkonzept.
- 5 A strong design with integrated service/cleaning drawer.



Technical Data – standard version

Injection unit for processing thermoplastics		SP 3 ¹		SP 14		SP 23	
Screw diameter	mm	8	12	14	16	18	
Screw- L/D-ratio		22	19.7	16.9	14.6	16	
Max. stroke volume (theoretical)	cm ³	1.0	4.5	6.1	8.0	15.3	
Max. shot weight in PS (theoretical)	g	1.14 (POM)	4.1	5.6	7.3	13.9	
Injection force	kN	12.7	35.4	35.4	35.4	44.0	
Injection flow (theoretical)	g/s	4.02 (POM)	20.7	28.3	36.8	46.3	
Max. spec. injection pressure	bar	2534	3128	2298	1760	1516	
Max. screw stroke	mm	20	40	40	40	60	
Nozzle force / contact pressure	kN	10	20	20	20	20	
Nozzle retraction stroke	mm	100	100	100	100	100	
Screw torque	Nm	12.5 (25 bar)	50 (75 bar)	75 (115 bar)	100 (150 bar)	100 (150 bar)	
Screw speed (infinitely variable)	U / min.	max. 340	max. 340	max. 340	max. 340	max. 340	
Screw pulback force	kN	5	5	5	5	5	
Heating power (nozzle + cylinder)	W	1335	1825	1825	1825	1825	
Hopper capacity	litre	3	3	3	3	3	

Clamping unit

Clamping force	kN	100	100	100
Distance between tie bars	mm (h x v)	160 (diagonal 205)	160 (diagonal 205)	160 (diagonal 205)
Max. daylight between platen	mm	250 (optional 200)	250 (optional 200)	250 (optional 200)
Max. opening stroke (adjustable)	mm	150	150	150
Min. mould height	mm	100 (optional 50)	100 (optional 50)	100 (optional 50)
Max. mould weight on moveable clamping side	kg	22	22	22
Mould opening force	kN	15	15	15
Mould closing force	kN	10	10	10
Ejector stroke (max.)	mm	50	50	50
Ejector force pushing / pulling	kN	8.4 / 8.4	8.4 / 8.4	8.4 / 8.4

General

Installed driving power / total power	kW	3.0 / 4.34 (400 V)	3.0 / 4.83 (400 V)	2.6 / 4.09 (400 V)
Duration of the dry cycle (EUROMAP 6)	s – mm	1.3 – 112	1.3 – 112	1.3 – 112
Hydraulic system pressure	bar	220	220	220
Oil tank capacity	litre	25.4	25.4	25.4

Dimensiones and weights

		BOY XS E	
Dimensions (LxWxH) / Footprint	mm / m ²	1514 x 573 x 1394 ² / 0.87	
Total weight net (without oil)	kg	440	
Total weight gross (pallet & foil / wooden case)	kg	510 / 600	
Transport dimensions / case (LxWxH) approx.	m	1.55 x 0.7 x 1.6 / 1.7 x 1 x 1.75	



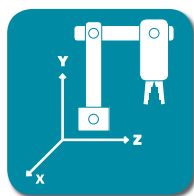
Servo- Drive



Control



Screw



Automation



Made in Germany



The specified efficiency classification is achievable depending on the respective machine equipment.

Equipment

Injection unit

Pivoting injection unit	-
Preset screw speed values with ramping transition	■
Cold start protection	■
Number of set points of injection speed	8
Number of set points of injection pressure	8
Start of holding pressure dependent on hydraulic pressure, stroke and time	■
Start of holding pressure, cavity pressure-dependent	□
Number of set points of holding pressure	8
Production monitoring at start of holding pressure	■
Closed loop control for the complete injection profile and back pressure	■
Control for intrusion-injection	-
PID microprocessor-controlled heating zones for cylinder + nozzle set and temp. display	2+1 □
Needle shut-off nozzle (pneumatic for XXS-LSR)	○
Slide-away for quick material change (25/35/55 VV / 35 HV / 2C M without hopper)	-
Automatic material loader / feeder	□
Adjustable nozzle force	■
Delayed nozzle retraction	■
Servo-electric screw drive (separate feed line required)	-
High wear-resistant plasticizing units	-
High wear-resistant EconPlast unit	-
Speed injection	-
Height-adjustable injection unit (up to 25 mm)	□

Clamping unit

Enlarged mould height by 25 mm	□
Moving platen support to improve the precision	-
Number of set points of mould closing speed / opening speed	8/8
Number of reopening attempts after mould closing	■
Hydr. ejector with adjustable pressure, speed, position + no. of strokes, intermediate stop position	■
Hydraulic ejector with adjustable stroke 45 mm	■
Hydraulic ejector with adjustable stroke 130 mm	-
Hydraulic ejector with adjustable stroke 150 mm and 42,7 kN force	-
Hydraulic unscrewing device, one or two directions of rotation with intermediate stop	-
Hydraulic unscrewing device, two directions, proportional valve and pulse generator	-
Core pull control with 4/3 way directional control valve and freely selectable operational programmes	□/-
Injection compression (coining) and breathing with mould degassing control	-
Hydraulic guard safety device	■
Self adjusting mechanical drop bar safety system with electronic monitor	□
Safety gate for handling devices	□
Electronically operated safety gate	-
Selection flap	□
Air ejection	□
Mould lifting crane	-
Simultaneous ejector movement (with double pump)	-
Integrated sprue picker	□
Mould holder 75 x 75 mm	□

Elektronics

USB interface for access and data exchange	■
Interface kit: Serial/Temperature device, USB/Ethernet	□
OPC interface	□
4 freely programmable inputs/outputs	□
Piece counter	■
Preselect cycle counter with auto shut-off	■
Grounded socket outlet 230 V ~ / 10 A (alternatively can be switched off)	■(-)
CEE socket outlet 400 V ~ / 16 A (alternatively can be switched off)	-(-)
Socket distributor 400 V ~ switched + 230 V ~ (Standard supply 32 A)	□
Energy distributor with four fixed connections, up to 5 x 400 V CEE + 3 x 230 V (sockets can be switched off optionally). Standard supply 125 A / 5 x 50 mm ²	-
Switch cabinet ventilation	■
Standardized interface for handling units (EUROMAP 67)*	□
Separate feeder (heating and motor current)	-
7-day timer	■
Additional temperature control	□
Brush control	-
Connector for safety switch to inhibit mould closing	□
Integrated hot runner control, 8/16-fold (separate feed line required)	-
Air conditioning unit for control cabinet	-
Alarm signal with sound	□

Hydraulics

Electronically controlled variable pump	-
Servo-motor pump drive (Servo-drive)	■
Oil preheating circuit automatic	■
Oil temperatur gauge / Controlled oil cooling / Oil level indicator	■
Oil level and temperature monitoring	■
Optical oil filter contamination indicator	-
Proportional action valve for the clamping unit	-
Proportional valve with stroke feedback and positioning action for clamp unit	-

General

Cooling water distributor with electric shut-off valve for injection mould	-
Temperature control for feed throat	□
6- / 8-zone water distributor	-
Tool kit	□
Spare parts package	□
Oil filling	□
Mobile table with tool drawer	■

■ standard ○ alternatively □ optional - not available

You would like to learn more about this BOY injection moulding machine?



Technical Data and Equipment (complete overview)



Competence brochure



Dr. Boy GmbH & Co. KG
Industriegebiet Neustadt / Wied
Neschener Str. 6
53577 Neustadt-Fernthal
Germany

Tel.: +49 (0)2683 307-0
E-Mail: info@dr-boy.de
Internet: www.dr-boy.de



BOY-APP
free of charge at
http://app.dr-boy.de

